

Rated current: 8A

Rated voltage: 300V

spacing:3.81mm

Install: Wave soldering

The catalog is for reference only. The actual specifications are subject to the product engineering drawings. version 1.0

## UL/CUL

| Use Group | B | C | D |
|---|---|---|---|
| Rate Voltage [V] | 300 | - | 300 |
| Rated Current [A] | 8 | - | 8 |
| Wire Range [AWG] | | - | |
| Dielectric Voltage-Withstand | | 1.6KV | |

## IEC

| Overvoltage Category | III | III | II |
|---|---|---|---|
| Contamination Class | 3 | 2 | 2 |
| Rated Voltage [V] | 160 | 160 | 320 |
| Rated Current [A] | 7 | 7 | 7 |

| | | | |
|---|---|---|---|
| Impulse withstand voltage [KV] | 2.5 | 2.5 | 2.5 |
| Conductor cross section [mm²] | | - | |

## Material

| | |
|---|---|
| Insulation Material | PA66 |
| Flame relardant rating | UL94V-0 |
| Conductor Material | Copper alloy |
| Plating of conductor surface | Sn plated |

## Other Date

| | |
|---|---|
| Pitch/Poles [mm]/[P] | 3.81/2*2-2*24 |
| Stripping Length [mm] | - |
| Screw/Torque(Max)[N.m] | - |
| Operating temperature [℃] | -40～+105 |
| Soldering method | Wave soldering |
| Pin dimensions [mm] | 0.8*0.8 |
| PCB Hole Diameter [mm] | □1.4 |

## Dimensions

## PCB hole diagram

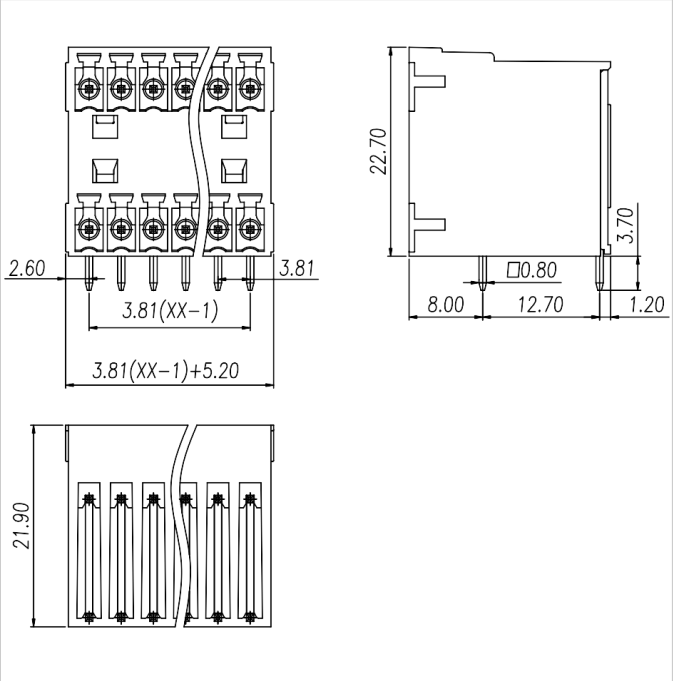


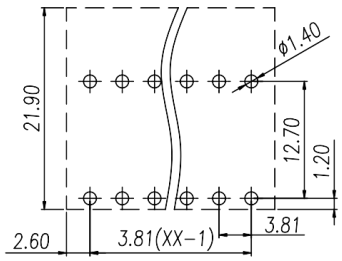


P.C.B. LAYOUT

## Accessories

WJ15EDGK-3.81

WJ15EDGKA-3.81

WJ15EDGKB-3.81

WJ15EDGKD-3.81