

固定式连接器

额定电流: 115 A

额定电压: 600 V

使用线径: 20-2 AWG

间距: 15.0 mm

安装: 波峰焊

目录仅供参考，实际规格依产品工程图为准 版本1.0

技术数据-UL/CUL

等级 Use Group	B	C	D
额定电压 Rate Voltage [V]	600	600	600
额定电流 Rated Current [A]	115	115	5
接线范围 Wire Range [AWG]	20~2		
耐电压 Dielectric Voltage-Withstand	2.2KV		

技术参数-IEC

过电压类别 Overvoltage Category	III	III	II
污染等级 Contamination Class	3	2	2
额定电压 Rated Voltage [V]	1000	1000	1000
额定电流 Rated Current [A]	125	125	125
额定冲击电压 Impulse withstand voltage [KV]	8	8	8
导线截面积[硬/柔] Conductor cross section [mm²]	0.5~35		

材料 Material

绝缘材料 Insulation Material	PA66
阻燃等级 Flame relardant rating	UL94V-0
导体材料 Conductor Material	Copper alloy
导体表面镀层 Plating of conductor surface	Sn plated

一般参数 Other Data

间距/极数 Pitch/Poles [mm]/[P]	15.0/1~12
剥线长度 Stripping Length [mm]	17~18
螺丝/扭矩 Screw/Torque(Max)[N.m]	M5.0/2.0
工作温度 Operating temperature [℃]	-40~+105
焊锡温度 Soldering temperature	260℃/5S
引针尺寸 Pin dimensions [mm]	1.2*1.2
PCB板孔径 PCB Hole Diameter [mm]	Ø2.0

尺寸图

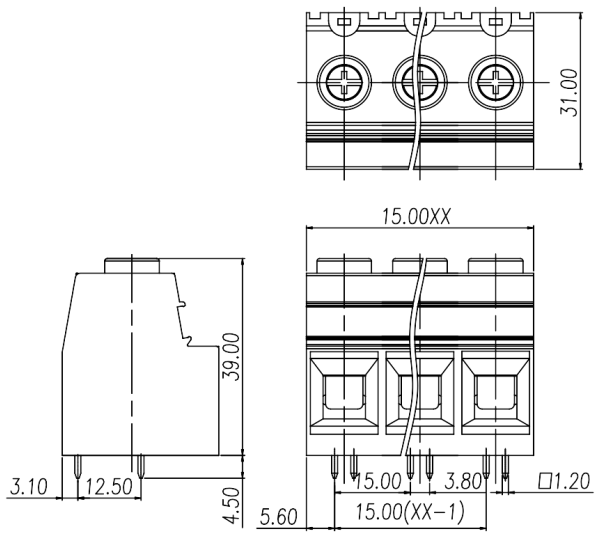
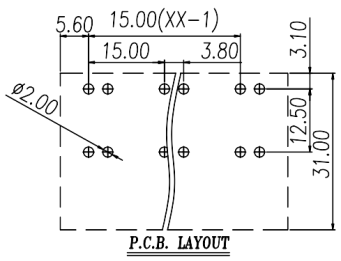
PCB开孔图